

## LEGIONELLA LATEX 02-15

For *in Vitro* diagnostic useLatex for the rapid confirmatory identification of *Legionella pneumophila* 2-15.

### INTENDED USE

Latex for agglutination test for confirmatory identification of *Legionella pneumophila* Serogroups 2-15. The test is suitable for organisms derived from patients with suspected pneumonia or from environmental sources.

### PRINCIPLE OF THE METHOD

The test latex used is coated with immunoglobulins which have been specially processed to minimise cross reactions with potentially cross reacting organisms.

Reagent test L1 contains latex particles coated with polyclonal rabbit antibodies raised against *L. pneumophila* Serogroups 2-15.

### MATERIALS PROVIDED

**REAG TEST L2-15** : 2,5 ml; latex particles coated with polyclonal rabbit antibodies against *L. pneumophila* Serogroups 2-15.

### WARNINGS AND PRECAUTIONS

#### Safety:

- The reagent supplied is for *in vitro* diagnostic use only.
- Sodium azide, which is used as a preservative in the latex reagent, can react with lead or copper plumbing to form potentially explosive metal azides. Dispose by flushing with a large volume of water to prevent azide build-up.
- Appropriate precautions should be taken when handling or disposing of potential pathogens. Decontamination of infectious material can be achieved with sodium hypochlorite at a final concentration of 3% for 30 minutes. Liquid waste containing acid must be neutralised before treatment.

#### Procedural:

- For the instruction for use and materials/reagents required to test performance make reference to Instruction For Use of: **Legionella Rapid Latex Test Kit (Reference 271050)**.
- The kit is intended for professional use only.
- Allow all reagents to reach room temperature before use.
- Do not dilute any of the kit reagents
- Do not intermix reagents from different batches of kits.
- Do not freeze any of the kit reagents

### STORAGE AND SHELF LIFE













Legionella Latex 2-15 must be stored at 2-8°C. The latex must not be used after the expiry date printed on the label.

### SPECIMENS

The sample consists of colonies isolated on an selective agar medium (e.g. Legionella BGYE Selective Agar, REF 549995).

### LIMITATIONS OF USE

- Results should be interpreted by the clinician in the context of all available clinical and laboratory information.
- Stringy reactions on the card may not be true positive reactions and further tests are required.
- Old and/or mucoid cultures may not give a smooth suspension in saline and may give atypical agglutination. These should be pre-treated by boiling as described in the method above.
- Legionella Latex 2-15 is intended for the identification of *L. pneumophila* serotypes 2-15 following culture on selective agar plates. Colonies giving positive results should be confirmed as *Legionella* by their inability to grow on Legionella selective culture media deficient in cysteine (e.g. Legionella Agar w/o Cysteine REF 549943).

 IVD	In Vitro Diagnostic Medical Device		Temperature limitation	 LOT	Batch code (EXXX)		Manufacturer		Keep dry		Non-sterile
	Consult Instructions for use		Use by (year/month)	 REF	Catalogue number		Do not reuse		Fragile, handle with care		Keep away from heat

**REF 271052** LEGIONELLA LATEX 02-15, 1 x 50 tests

EDMA CODE 15 01 05 01

